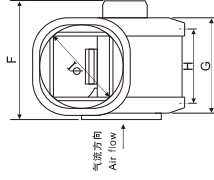
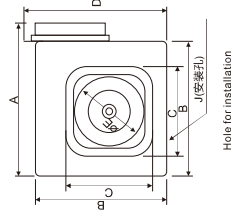


Duct Ventilating Fan 管道送风机

The duct ventilating fan is ideal for ventilation in houses, villas, offices, conference rooms, shopping malls, hotels, restaurants and other public places. It can be efficiently used with connection to ducts for air supply and exhaust, perfectly keeping the indoor air clean and fresh. The unique inline inlet and outlet make installation with ducts much easier and more space-saving and even extremely low noise.

管道送风机是适用于家居、别墅、办公室、会议室、购物中心、酒店、餐馆和其他的公共场所。它有效地连接管道的出风口和入口，很好地保持室内空气的清新。特别对入风口和出风口产品安装到管道更加容易，更加节省空间，甚至是极低的噪音。

External Dimensions 外形尺寸图



Dimension Table 尺寸表

型号 Model No.	A	B	C	D	E	F	G	H	I	孔(安装孔) J(hole for installation)
DPT10-11	211	180	120	203	95	174	142	104	95	17 x 7
DPT15-34	286	250	180	284	145	201	166	142	145	19 x 9
DPT20-54	353	300	180	355	198	282	235	190	198	21 x 11
DPT20-55B	353	300	160	355	198	277	235	190	188	21 x 11
DPT20-65A	383	330	200	389	198	303	234	215	198	24 x 12

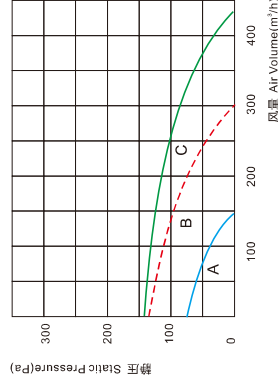
Units 单位:mm

Duct Ventilating Fan 管道送风机

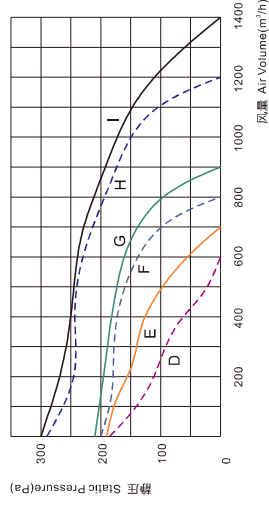
Electrical Ratings 技术参数

型号 Model No.	额定电压/频率/相数 Rated Voltage/Frequency/Phase	叶轮直径 Impeller Diameter (mm)	扇叶 Solving	功率 Power (W)	转速 Rotating (R.P.M.)	风量 Air Volume (m ³ /h)	静压 Static Pressure (Pa)	噪音 Noise (dB)	电机绝缘等级 Insulation Class	净重 Net Weight (kg)
DPT10-11		100	扇叶 High	21	1200	150	60	43		2.6
DPT15-34		150	扇叶 High	58	1140	450	135	49		5.0
			扇叶 Low	40	910	300	135	43		
DPT20-54	220V~50Hz/1Ph	180	扇叶 High	123	1000	700	190	48	E	8.5
			扇叶 Low	92	800	600	185	46		
DPT20-55B		180	扇叶 High	160	1200	900	210	54		8.5
			扇叶 Low	150	1100	800	200	53		
DPT20-65A		200	扇叶 High	265	1280	1400	300	66		11.6
			扇叶 Low	240	1100	1200	290	65		

Performance Curve 性能曲线图



- A: DPT10-11
B: DPT15-34(低档 Low)
C: DPT15-34(高档 High)



- D: DPT20-54(低档 Low)
E: DPT20-54(高档 High)
F: DPT20-55B(低档 Low)
G: DPT20-55B(高档 High)
H: DPT20-65A(低档 Low)
I: DPT20-65A(高档 High)